

# PIPE-500NPS-24

# 600 lb WLL

## 1/2" SCHED 40 NPT THREADED PIPE

## STEEL PIPE



Threaded and Painted

### PAINTED PIPE SECTIONS

Adaptive provides kits of pre-painted, fixed length sections with threaded pipe and safety cables for use in vertical suspensions of equipment and other objects. Secure any of these pipe sections above to one of Adaptive's heavy-duty ceiling mounts or strut channel adapters and a variety of adapters and mounts below.



Safety Cable Included



### KEY FEATURES:

- ▶ Pipe Sections are pre-threaded
- ▶ Body is powder coated black
- ▶ Pre measured safety cable included

### OPTIONAL ACCESSORIES:

- ▶ See Ceiling Mount datasheet
- ▶ See Strut Attachment datasheet
- ▶ 1.5" to .5" Pipe Reducer (PIPE-1.5-500-PR)
- ▶ 1.5" Threaded Pipe Coupler (CG-150NPS-PC)
- ▶ .5" Threaded Pipe Coupler (PIPE-500-CPLNG)

### SPECIFICATIONS:

**Material:** Schedule 40 Steel Pipe  
**Finish:** Powder Coat  
**Color:** Black  
**Design Factor:** 5:1  
**Safety Cable:** 120lbs  
**WLL:** 600 lbs / 272 Kg.  
**Shipping Weight:** See Table

### PACKAGE CONTENTS:

**1 pc** Pipe, 1/2" dia. x 24" Long  
**1 pcs** Safety Cable, 56" Long  
**1 pcs** Flat Washer, 1/4"  
**1 pcs** Quick Link, 1/4"



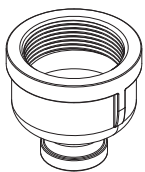
Rated for indoor use.

### DIMENSIONS

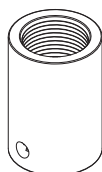
### OPTIONAL THREADED PIPE COUPLERS

PIPE-1.5-500-PR

PIPE-500-CPLNG




1-1/2" to 1/2"  
Pipe Reducer



1/2" NPS  
Pipe Coupler

### Side View



1/2" Part #	A (Length)	Shipping Weight
PIPE-500NPS-24	24" Long Pipe	2.2 lb / 1 Kg

### Adaptive Technologies Group

1635 E. Burnett Street | Signal Hill, CA 90755 USA  
 Ph: 562.424.1100 | Fax: 562.424.3520  
 www.adaptivetechgroup.com



### ALWAYS INSTALL SAFETY CABLES

**WARNING:** Mounting and/or suspension of equipment requires experienced professionals. Improperly installed equipment can result in property damage, personal injury and/or liability to the installing contractor.