

MM-015

(25 lb. WLL)

PAN & TILT SPEAKER WALL MOUNT


MULTIMOUNT®



This design quickly and permanently attaches loudspeakers to walls and offers a full range of pan and tilt rotations. This makes it easy to mount and aim speakers accurately in many interior applications.

Its extended support arm firmly anchors speakers even through deep sound panels and drapes (up to 2.5"/63.5 mm deep) and allows precise, no-drift rotational adjustments.

MultiMount-015's unique support arm acts as a convenient carrying handle during installation. Once the mount has been inserted into place, the mounting plate does the job of handling all the weight. This leaves the installer's hands free to complete the wiring and positioning process.



STANDARD FEATURES:

- ▶ Separate pan, tilt and clockwise rotations
- ▶ Infinite aiming and locking angles
- ▶ No "memory" or "drift"
- ▶ Accommodates speakers with 4 hole mounting patterns, including 2.00" x 4.25" and 2.75" x 5.00"

OPTIONAL ACCESSORIES:

- ▶ PoleStar™ pole adapter
- ▶ Safety cables (many standard lengths)

SPECIFICATIONS:

Material: Structural Steel Alloy

Finish: Powder Coat

Color: Black

WLL: 25 lbs. (11.4 Kg.) max

Design Factor: 10:1 ratio

Net WGT: 1.5 lb. (.7 Kg) each

Shipping WGT: 4 lbs (1.8 Kg)/pair

Pack Count: 2 units/carton

PACKAGE CONTENTS:

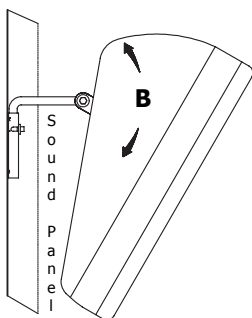
1 pc Wall Mounting Plate

1 pc Speaker Adapter

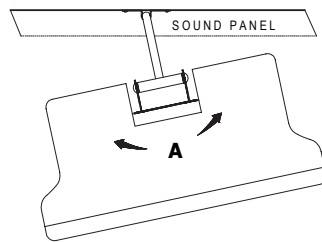
1 pc Support Arm Assy

1 pc Hardware Kit

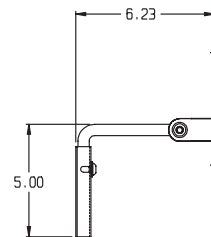
DIMENSIONS:



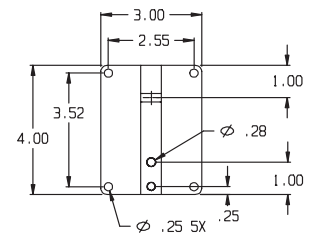
Side View



Top View



Speaker Mount Side View



Mounting Plate



Rated for indoor use.

ALWAYS INSTALL SAFETY CABLES

WARNING: Mounting and/or suspension of audio and video equipment requires experienced professionals. Improperly installed loudspeakers can result in property damage, personal injury and/or liability to the installing contractor.